


## Stages 2 (Years 3 - 4 ) Creative Arts

### Student activity 2: From shapes to substance



Look at these basic shapes.

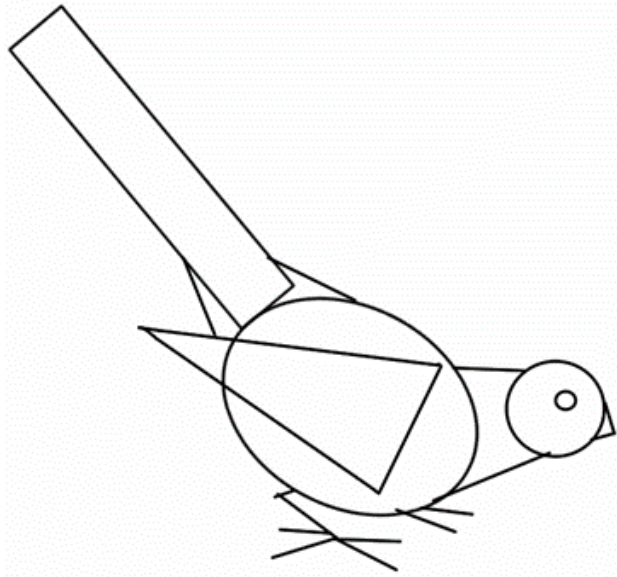
These are the building blocks of our drawing.

If you can draw these confidently you will be able to easily construct your animal or whatever subject you are drawing.

Look at your subject.

What basic shapes make up the whole shape of your subject?

Draw them lightly. Look at the example of the ground parrot painted by John Lewin. The basic shapes are overlaid so you can see the structure that makes up this specific example.




Create Outlines:

Now you need to develop your structure and refine the edges of your drawing.




Study your subject again and draw a more accurate line around the edges of your image using the basic shapes to guide you.

Erase unnecessary parts of your structural drawing.



The drawing will now have a more refined outline that can be added to.



Add details and texture:

Details help describe your subject's finer features. By careful observation you can work on one area at a time to develop the finer qualities of your drawing.