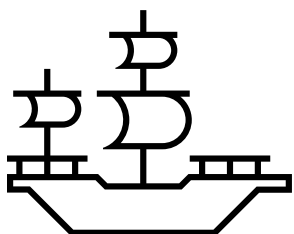




STATE LIBRARY®
NEW SOUTH WALES

FIRST FLEET

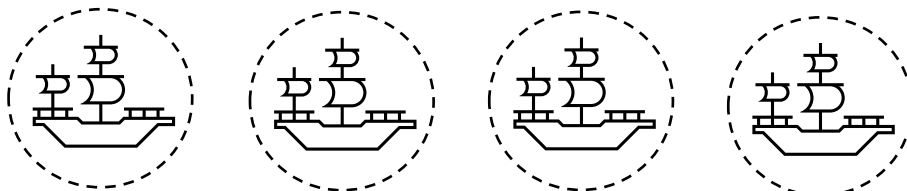
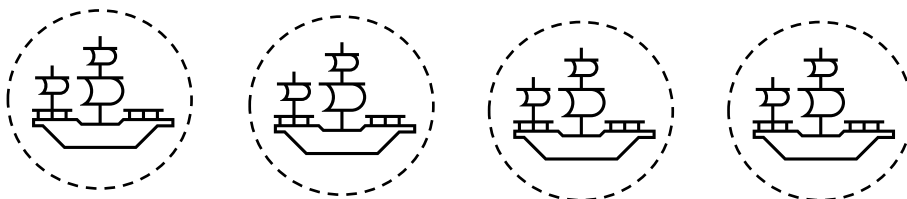
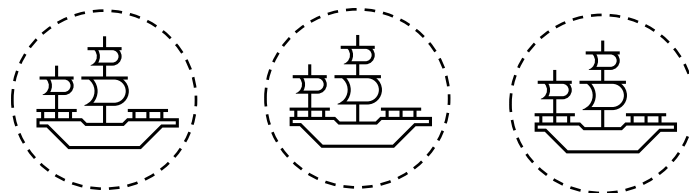
BOARD GAME



FIRST FLEET BOARD GAME

Instructions:

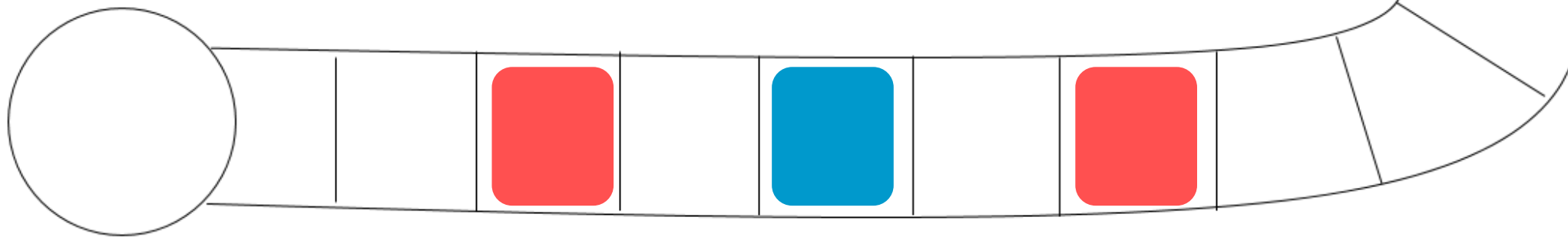

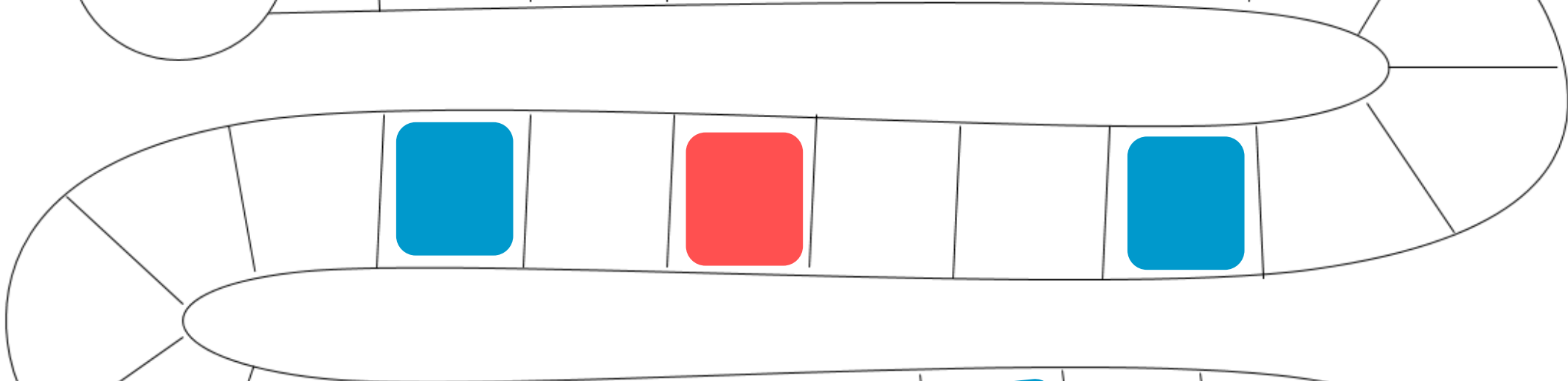

1. Imagine that the board game is a map showing the journey of the First Fleet. Decorate your board game with scenes from the voyage (oceans, passing boats, etc). Label the important places that the Fleet stopped along the way.
2. What were some of the problems that the First Fleet faced? Write down your challenges on the red cards and tell the player how it harms them (move back a space, miss a turn, etc). Players pick a challenge card when they land on a red space.
3. What were some things that helped the First Fleet? Write down your advantages on the blue cards. Make sure you tell your player how it helps them (move ahead 2 spaces, roll again, etc). Players pick an advantage card when they land on a blue space. Cut out all of your cards.
4. Make your player tokens using the ships below. Cut out each ship on the dotted circle. Colour each ship a different colour and write its name on the back.
5. On the back of your board game, write one paragraph explaining the First Fleet to new players, and write down any instructions they will need to play your game.
6. Grab a dice and a friend and get ready to play. First ship to Botany Bay wins!



THIS BOARD GAME WAS MADE BY:

How to play:

What is the First Fleet?



ADVANTAGE

CHALLENGE

ADVANTAGE

CHALLENGE

ADVANTAGE





CHALLENGE

ADVANTAGE

CHALLENGE

ADVANTAGE

CHALLENGE



CHALLENGES



ADVANTAGES

